


Isaiah Landers

Portfolio


I'm Isaiah Landers a student at Akins High School in Austin, Texas. I have two brothers and one sister. I was born and raised in Austin, Texas. I love to play basketball and I want to play college ball and then play in the NBA. If that doesn't work out I play to graduate at the top ten percent of my class so I will be able to attend Stanford University and study to be a judge or a lawyer. I want to be a judge because my aunt is one and she likes it and said it is a pretty cool job.

1. Background One Project



I used flash to create this simple background for my first project in animation class. I used a rectangle tool and gradient for the sky. I outlined the clouds then filled them in with the bucket tool. I used the drawing tool to draw the mountains, hills and river then filled them in.

2. Project Two Characters



I did research to get better looks for all three of the pics. I then drew them with the paint brush tool and then filled them in with the bucket tool.

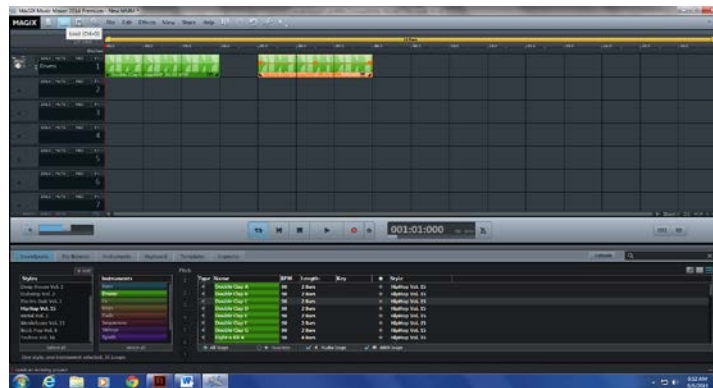
3. First Flash Animation



<https://youtu.be/1Waf8yFVsrw>

I used the timeline motion tweens, frames and key frames to create to create a short animation that we worked on as a class. The butterfly was a repeated animation in the liberty and I also used the motion preset for the smoke.

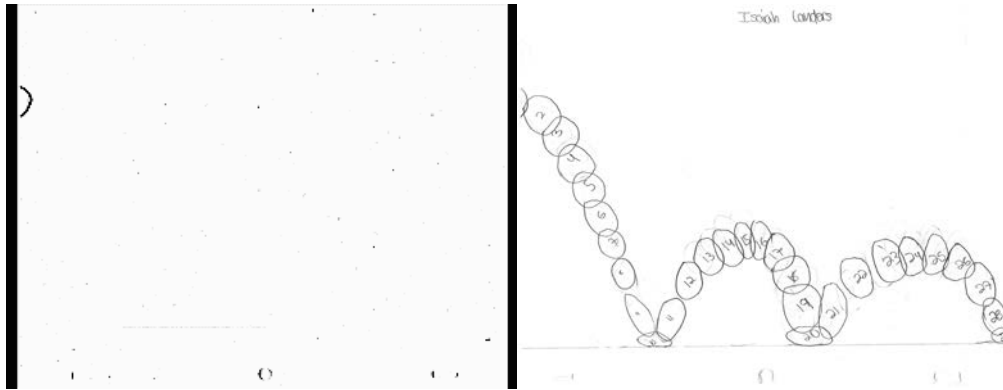
4. Magix Music Studio



https://youtu.be/_dAn0m3waLQ

Im using Magix to create music for my animation

5. Hand Drawn Ball Bounce Animation



https://youtu.be/2R_G3M4hIXw

I used a pencil and paper to draw 30 circles sequence which created the illusion of bouncing with timing and spacing.

6. Animation Test 1



https://youtu.be/A_SxSRBh1mY

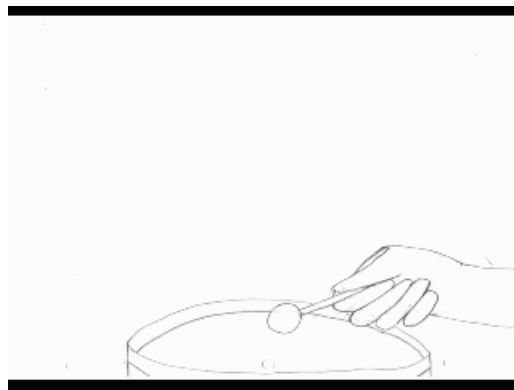
I had to make this animation on my own using written instructions. I included transparent objects, an animated symbol and items using the elements and principles of design.

7. T-shirt Contest



I used flash to create this t-shirt design for a t-shirt contest.

8. Drum Animation



<https://youtu.be/LHaZ9TxxVwU>

I drew this animation to practice a flip motion with more than one timing and spacing speeds.

9. Script

3. Script One

Script

By

Isaiah Landers

INT: FADE IN: A GYM WITH THE LIGHTS OFF

The basketball player walked into the gym and the lights turned on

The player grabbed a ball after walking into the gym

The player walks up to the free-throw line

INT: FADE IN: TO THE BASKETBALL GOAL

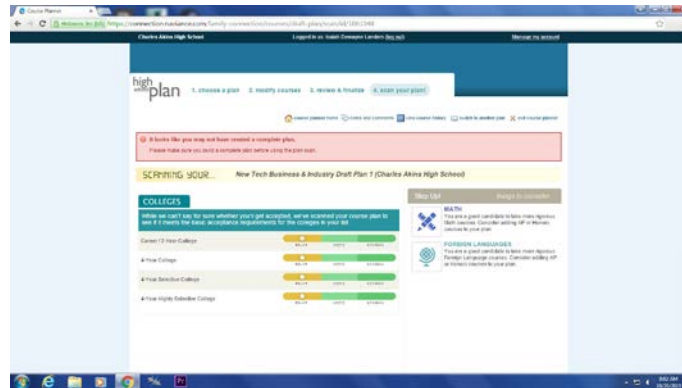
The player shoots the first free-throw and missed

The player shoots the second free-throw and missed

INT: FADE OUT: THE PLAYER AT THE FREE THROW LINE

The player shoots the third free-throw and makes it

10.Naviance



I used naviance to pick and document my classes.

11.Story Board



I created a story board in Photoshop for our animation that we will make next


12. Zombie Animation



https://youtu.be/MbbJaiW5_QI

I used multiple scenes, animations symbols and and audio track to create this short animation.

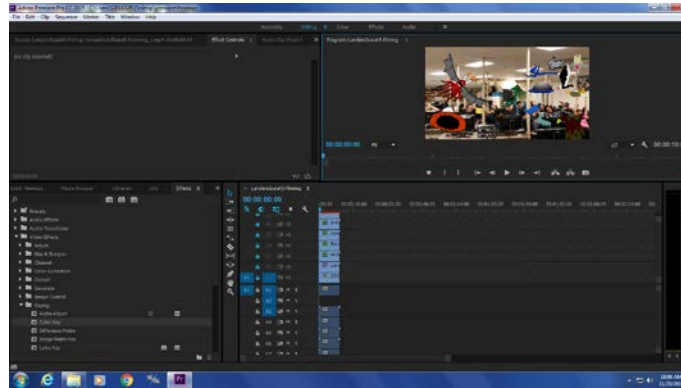
13. Egg Skirt Animation



https://youtu.be/auVF-NHk_Io

I hand drew this short animation to show

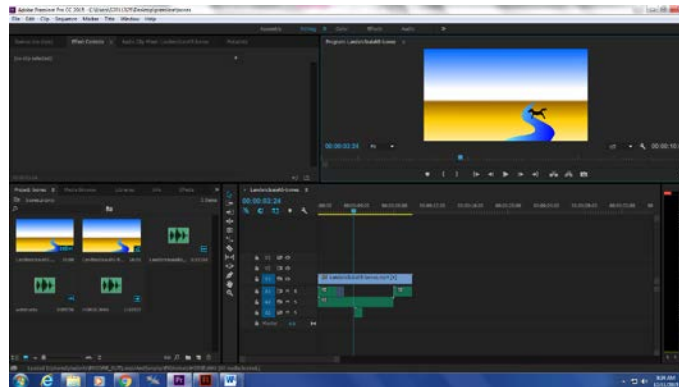
14. Fleming Video



<https://youtu.be/3RbaVzxIX9k>

I used the color keying to make an animation with my fellow students.

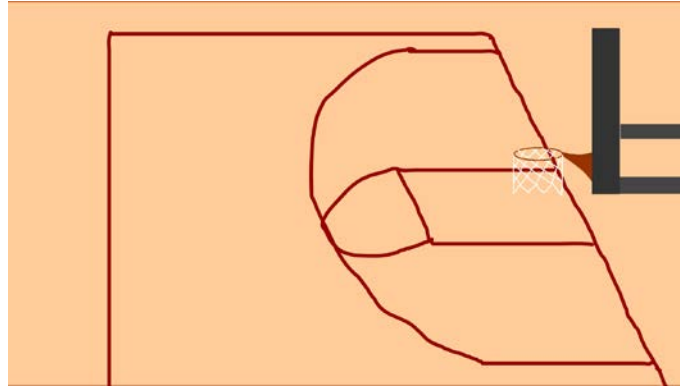
15. Flash Bones and Motion Presets



<https://youtu.be/RPJ2X9dtWzE>

I used flash to make an animation of a horse that we put bones on and used the bones to move it.


16.Children's book animation



<https://youtu.be/9Gxzlq9CYc8>

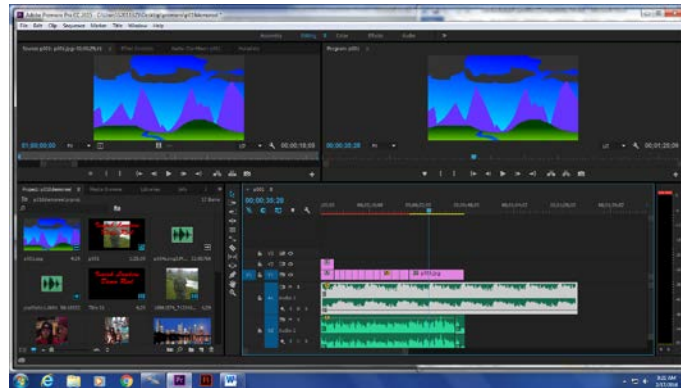
I wrote the script for this animation, and then made the storyboard, I selected the audio and animated it in Flash. Finally I edited it in Premiere.

17.Game Sketch for Game Developer



I used a hand drawn image I made for a video game designer and scanned it into the computer. I then used Photoshop to resize and clean it up and flash to create this image.

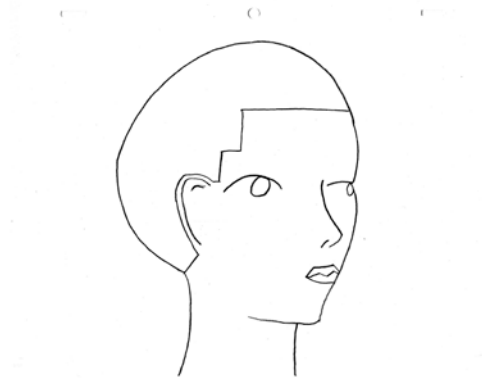
18. Demo Reel



<https://youtu.be/mVzSBKqZbUQ>

I used Premiere and all my project I did this year to create this demo reel.

19. Double Take



<https://youtu.be/m9QFBxinUmU>


I used this hand drawn animation called double take to practice turn an object.

20. Independent Animation Script




I used word and the professional screen writing format to create a script for my independent animation.

21. Independent Animation Storyboard



I used Photoshop and a storyboard templet to create a storyboard for my independent animation.

22. Indie Characters



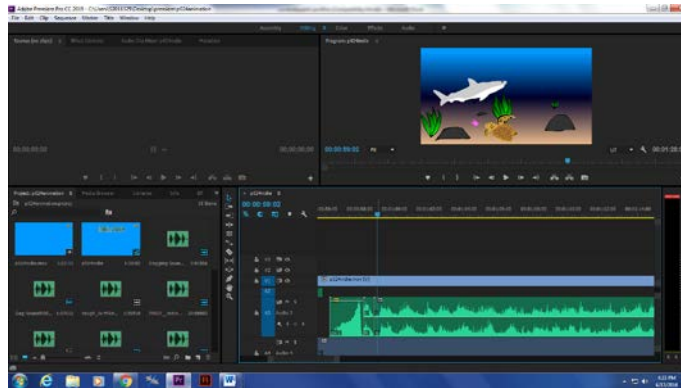
I created these characters in Flash for my independent animation

23. Indie Backgrounds



I created these backgrounds for my independent animation to match my story board

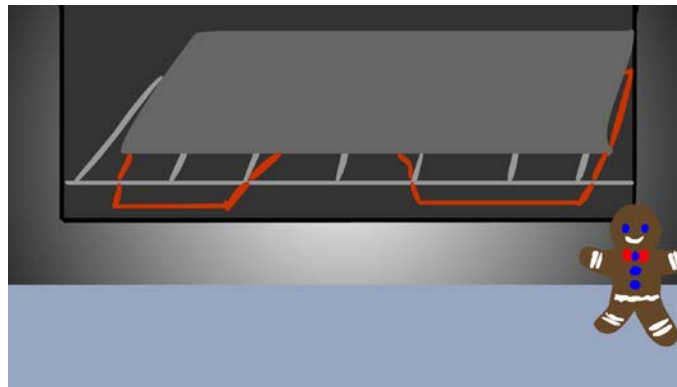
24. Indie Animation



https://youtu.be/8zq_fVvRpk

I created this animation in class which is one minute or longer and tells a story.

25. SLO Test



<https://youtu.be/QzZGcmb3izo>

Short animation for SLO test.

26.Certiport Certification Test



I took the certification test for Flash on Certiport web site

27. Web Portfolio



<http://mrbambam49.wix.com/isaiahlanders>

I used wix.com to create this web portfolio

