

Annie Ricotta

Portfolio


I'm Annie Ricotta and at the time I'm recording this I'm in Mr. Brome's animation class. This is what we've done so far.

1. Background Lesson One



This being the first attempt at a background it's not as nice as id like. I made this in flash with a rectangle with a linier gradient for the sky. I outlined the clouds and filled the complete clouds. I did the same with the mountains, hills and water.

2. Characters Lesson Two



I made my own versions of a butterfly, eagle, and spaceship. Both the bird and the butterfly are animated symbols that look like they are flying.

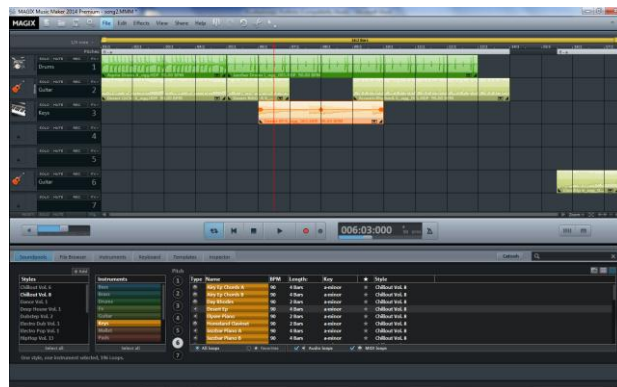
3. Animation Lesson One



<https://youtu.be/6T06axHDsfM>

I used key frames, motions tweens, animated symbols, and a team created story to make this animation. Each scene is set up separately and animated on the timeline.


4. MAGIX Music Studio



<https://www.youtube.com/watch?v=hbP qt-FaJA>

I used MAGIX to create music to make music. I used the loops and even added my own instruments to make a song of my own.

5. Hand Drawn Animation

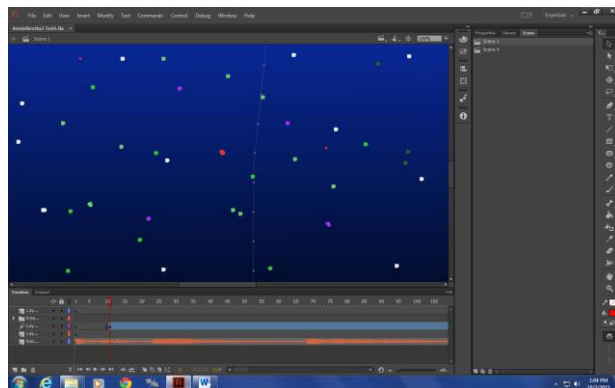


<https://youtu.be/NgWkyY7fOLI>

I used pencil and paper over a light table to draw all of the circles and then one by one by themselves with timing and spacing to make it look realistic.

6. Test Animation 1

<https://youtu.be/wqt4C Eh 48>



I made this in flash in 2 class periods and all of this is hand drawn.

7.T-Shirt



My T-shirt design for my shcools New Tech Acadamy. I used the line, paintbrush, and text tool in flash to make this.

8. Hand drawn drum animation

<https://youtu.be/81QDK9eR1fc>



I used a pencil and paper to draw this animation and then imported it into Adobe Premiere.

9.Script

Story

By: Annie Ricotta

EXT: FADE IN A LARGE BACKYARD WITH PEOPLE AND VARIOUS PARTY DECORATIONS ARE STREWN ABOUT

People are running around in a panic trying to put decorations up.

EXT: CLOSE UP ON A YONG WOMAN YELLING AT EVERYONE

YOUNG WOMAN

Come on people we have to hurry he will be home soon and we have to have this done!

People start to go faster as she scans the crowd. She looks at one person just standing there and starts stomping towards them.

YOUNG WOMAN

HEY YOU! You need to help to! Quit clowning around!

The man turns around with freshly applied clown makeup on. A small honk is heard as he looks down and starts to walk away sadly.

I used word and my own mind to write this script for a childerens book.

10. Naviance

COLLEGES	
While we can't say for sure whether you'll get accepted, we've scanned your course plan to see if it meets the basic acceptance requirements for the colleges in your list.	
Career / 2-Year College	
4-Year College	
4-Year Selective College	
4-Year Highly Selective College	

I planned out my high school career in Naviance.

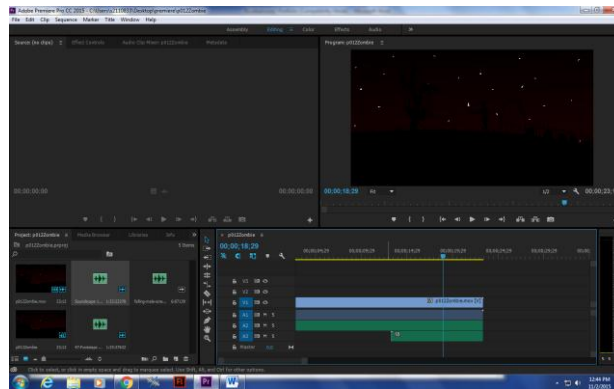
11. Storyboard



I used photoshop and my script to make this rough storyboard for my animation.

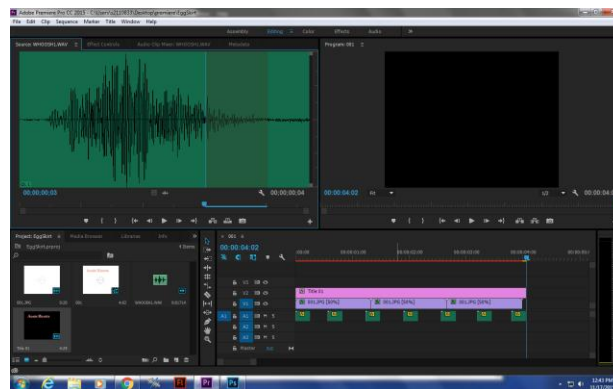
12. Zombie animation

<https://youtu.be/mc5WG8HgNxw>



I used Flash to draw out my animation for Halloween in class. It has a jumpscare element in it.

13. Egg Skirt Animation



<https://www.youtube.com/watch?v=5PDO6ontW4Y>

I learned how to draw and animate the weight of cloth in this short animation.

14. Childerens Book Background/Characters

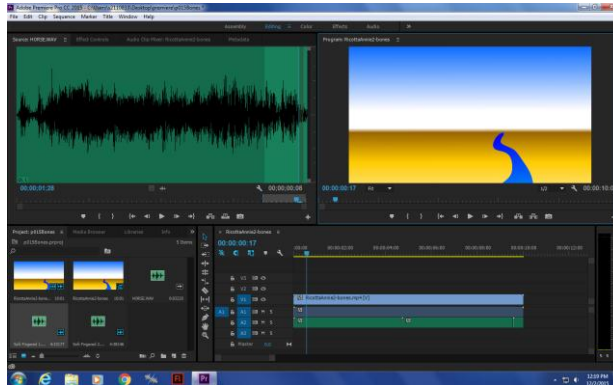


I used flash to draw this bakground for my childerens book animation.



This is two out of the four characters in my childerens book animation.

15. Bone Tool



<https://youtu.be/XspLZjTcLTA>

I used flash's bone tool to do my first attempt at a horse running by moving the bones I created.

16. Childerens Book Animation



<https://youtu.be/-bKzXkH6yAI>

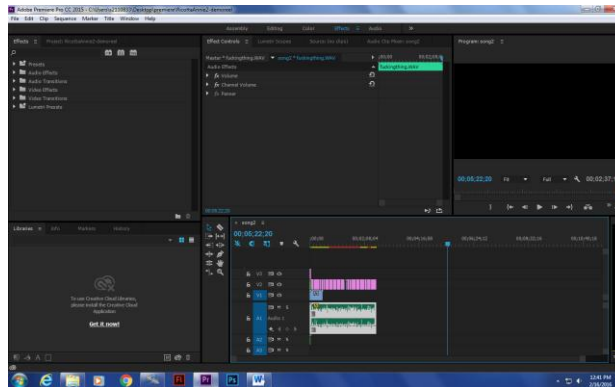
This is the first scene from my childerens book animation. There will be multiple scenes with a total of 5 characters.

17. Game Sketch



I used flash to make this sketch for a game that someone needed help with

18. Demo Reel



<https://youtu.be/KA1cxeUX950>

Next we all did a demo reel of us recording our portfolio using magix and then putting it into premiere and editing it there.

19. Script

Script

EXT: A MERMAID IS SLEEPING ON HER ARMS PEACEFULLY IN THE OCEAN

A shadow passes over quickly making the mermaid wake up. She gets up and looks around before swimming out of frame towards the shadow.

EXT: THE MERMAID SWIMS THROUGH A CORAL REEF

She looks around for a bit looking worried and then a noise is heard to the right. She swims slowly towards some thick seaweed. Just as she reaches her hand out towards it an eel pops out and swims past her startling her. She swims up quickly and looks out over the entire area. A large shadow passes over head slowly. It's the bottom of a fishing boat carrying a lot of fish and a bloodied harpoon.

A faint trail of blood goes off in a different direction. The mermaid follows that.

EXT: BACKSHOT OF A MERMAID AND ANOTHER SILHOUETTE

The silhouette turns around revealing it's another mermaid holding a wound in her side. The mermaid we were following makes a face of concern and slowly moves toward her to help. The screen cuts to black when she gets to the other mermaid.

This is a rough script for my independent project.

20. Storyboard



This is an extremely rough storyboard for my animation.


21. Independent Animation



<https://youtu.be/LEej6iyAidM>

This is my animation that I did all on my own

22. Double Take



<https://youtu.be/ytt9wvaHuZc>


I created this animation with pencil and paper, which was then scanned into the computer and then edited in Premiere.

23. Independent Animation Characters



I drew out my mermaid for my independent animation using flash.

24. Independent Animation Background



I used flash to make this background for my independent animation.

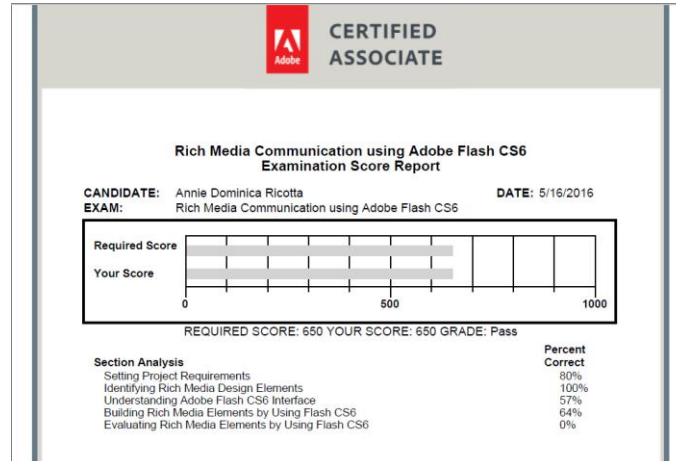
25. SLO Test 2



<https://youtu.be/vXx4PFxqlck>

this is my second test animation in this class

26. Certification



I got my certification in Adobe Flash through Certiport

27. Online Portfolio



<http://ninjafailgirl.wix.com/angrycheese>

This is my online portfolio that I made in class.