


**Evan Miranda**

**Portfolio**



**I'm Evan Miranda and I want to get into Animation and 3D Modeling. I was born in Austin Texas, and have lived here since. I enjoy animation because it allows me to be creative and be on a computer. I plan to go to college right after school but I haven't decided what college I want to go to yet. I have the creativity to make things interesting but I don't yet have the skill or patience to complete them. That is something I will have to work on.**

**1. Background Lesson One**



**I made this background in my animation class. We used flash and in flash I used a rectangle and two colors of blue in a gradient for the sky. I outlined the clouds and filled them. Then I had to create complete shapes to make my mountains hills and water so I could fill them.**

## 2. Characters Lesson Two



I did research to see what butterflies and eagles look like and made up my own version of them. The butterfly and the eagle are animated symbols that repeat so they can look like they are flying across the stage.

### 3. Animation Lesson One



<https://youtu.be/qsYrFvHyZE>

**I used key frames, motion tweens, animated symbols and a team created story to create this short animation. Each scene had to be set up separately and animated on the timeline.**


## 4. Magix Music Studio



[https://youtu.be/Ol\\_9MboiZf8](https://youtu.be/Ol_9MboiZf8)

I used Magix to create music for my animations by creating my own instruments or using the loops provided by the software.

## 5. Hand Drawn Animation One



I used pencil and paper to draw all the circles in a sequence using timing and spacing to make it look like a ball is bouncing.

<https://youtu.be/Yu4UdjYoZeY>


## 6. Animation Test One



I used flash, animated symbols and music loops to create this animation.

<https://youtu.be/pIHzsBDWPG8>

## 7. New Tech T-Shirt



I used flash to create this t-shirt design.

## 8. Hand Drawn Drum Animation



<https://youtu.be/zzpz17M0ByU>

**I used pencil and paper to draw this short animation to demonstrate a flipping motion.**

9. Script

Horrible Family Story

By

Evan Miranda

EXT: FADE INTO THE DOCTOR'S OFFICE WITH A DOCTOR AND  
WOMAN

The doctor looks sorry for the woman and the woman looks worried

DOCTOR

I'm sorry miss, but you have AIDS.

WOMAN

OH GOD!

INT: WOMAN'S FAMILY IS STANDING OUTSIDE THE ROOM  
LISTENING IN

They hear the woman's case and start to cheer

FAMILY ONE

Thank god, I thought she was never going to die

FAMILY TWO

I know right? She is awful.

I used the professional script format to create this short script.

## 10. Naviance



I used naviance to select and document my classes for the rest of the time I am at Akins.

## 11. Story Board



I opened a storyboard template and drew my characters in action from the script in Photoshop.



## 12. Zombie Animation



<https://youtu.be/kno8IWzwOsM>

I used Flash, Premiere and sound effect mp3 files to create this short animation for Halloween.

## 13. Egg-Skirt Animation



<https://youtu.be/YzRxRwDeAUM>

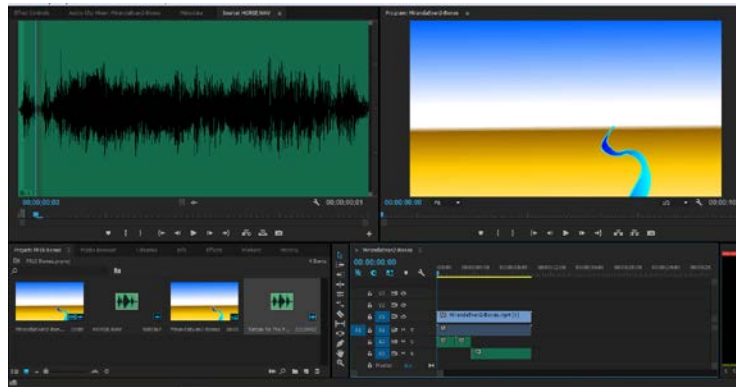
I learned how to make a character move with clothing attached.

## 14. Background and Characters



**I used adobe flash to make the background and characters for my Children's Book Animation.**


## 15. Bone Tool



<https://youtu.be/-fumh1nw1Do>

I used flash and the bone tool to create an armature or bones which allowed me to move the parts of my character for animating with key-frames called a pose.

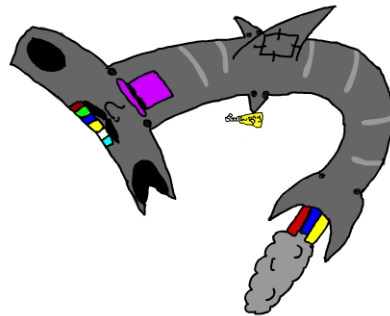
## 16. Children's Book Animation



<https://youtu.be/sMrFswnrOs>

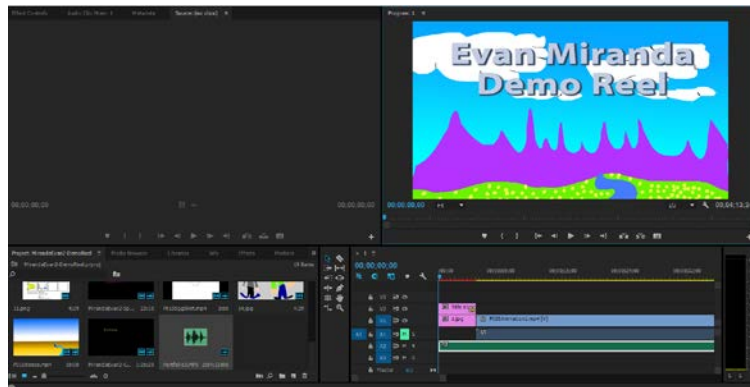
I created this awesome animation with looped symbols, multiple scenes and my own audio.

## 17. Game Sketch



I created this game character sketch for a video game designer mentor.

## 18. Demo Reel



<https://youtu.be/VDJ1N1gPabl>

I created this demo reel in premiere to showcase all of my projects in this class.

## **19. Independent Script**

### **Script 2**

**By**

**Evan Miranda**

EXT: A HIGH UP CLIFF ABOVE AN UNSEEABLE OCEAN

A man is not paying attention and accidentally walks off the cliff after walking through the sky for a bit.

EXT: CHANGE TO THE SKY FILLED WITH CLOUDS AND THE SUN

MAN

Screaming

The man falls for days then lands

EXT: CHANGE TO THE OCEAN

The man lands in the ocean and stays underwater, not rising to the surface.

EXT: FADE TO THE MAN'S HOME PLANET

A line showing where the current takes the man appears on the planet and shows that the ocean took him across the world to a different continent.

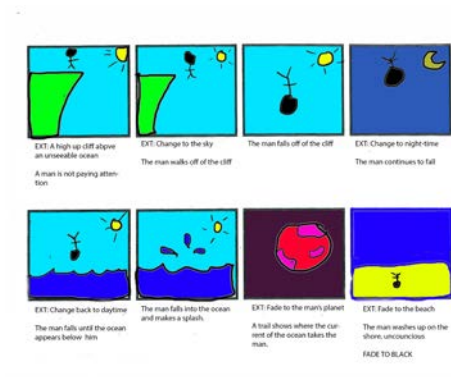
EXT: FADE TO THE SHORE AT NIGHT

The man washes up on the shore, unconscious

FADE TO BLACK


**I used the professional script format again to create this script.**

## 20. Independent Storyboard



I opened a storyboard template and drew my characters in action from the script in Photoshop Independently.

## 21. Independent Animation



<https://youtu.be/UHF4wKmbIs4>

I used flash, my storyboard, and script to make this animation.

## 22. Hand Drawn Double Take



<https://youtu.be/9iqqZTvfUe0>

I made this head turn animation with pencil and paper which was then scanned in the computer and edited with Premier.


## 23. Independent Animation Characters



I used flash to make this mysterious character that walks and falls.



## 24. Independent Animation Background



I created environments for my independent animation in Flash.

## 25. SLO Test 2

### **Meteor**

**In theatres April 20, 2020**

<https://youtu.be/2T6HAL2ikIY>

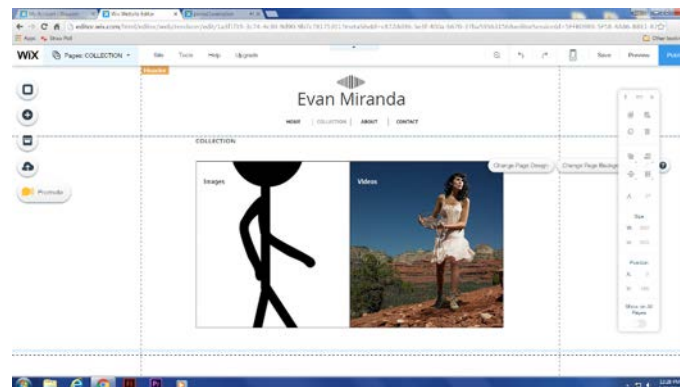
I followed the instructions to create this short animation.

## 26. Certiport Test



I used my knowledge of Flash to pass this test and get certified.

## 27. Online Portfolio



<http://evanmiranda101.wix.com/period2animation>

I used wix to create this online portfolio showcasing all of my projects this year.