

WALTHER HERNANDEZ MELENDEZ

PORTFOLIO


My names is Walther Hernandez and I am from Honduras, which is a country located in Central America. I came to the U.S in 2014. In my free time I like spending time learning and reading about the history of animation. In the future I'd like to graduate from college. And then create my own animation company.

**1. Background Lesson One**



I used Flash and a rectangle with two colors of blue in a gradient for the sky. I outlined the clouds. I had to create complete shapes to make my mountains, hills and water so I could fill them.

## 2. Characters Lesson Two



I did a research to see what butterflies and eagles look like and made up my own version of them. The butterfly and the eagles are animated symbols that repeat so they can look like they are flying across the stage.

### 3. Animation One Lesson



<https://youtu.be/2XZFzKunFSU>

I used key frames, motion tweens, and animated symbols. A team created a story for this short animation. Each scene had to be set up separately and animated on the time line.

### 4. Magix Music Studio



<https://youtu.be/h6sboMwwNpE>

I used magix to create music for my animation by creating my own instruments using loops provided by the software.

## 5. Hand Drawn Animation One



<https://youtu.be/FUM6S6OwKuE>

I used pencil and paper to draw all the circles in a sequence using timing and spacing to make it look like a ball is bouncing.

## 6. Animation Test 1



<https://youtu.be/5xAqYaX1nr4>


I used flash, animated symbols and audio clips to create this short animation.

## 7. T-shirt design



I used Flash Professional to create this image for a t-shirt design by using the line and brush tool.

## 8. Hand Drawn Drum Animation



<https://youtu.be/ZGiTxNXm-pM>

I used pencil and paper to draw this short animation to demonstrate a flipping motion.

## 9. Script

THE CHASE STORY

BY

Walther

EXT: SOMEWHERE IN MARS, INSIDE A BIG RED CRATE. MARTIAN MUSIC IS PLAYING.

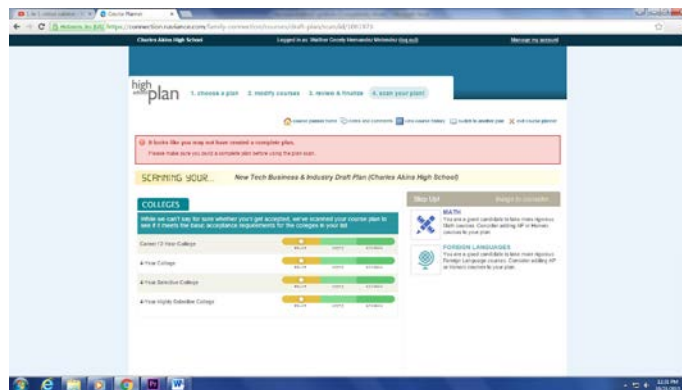
The two aliens are fighting for a rock. Each one gets a laser gun. They start shooting with their eyes closed. While doing that, one alien shoots a small green monster that was sleeping.

EXT: OUTSIDE OF THE CRATE.

The two aliens are being chased by the monster.


I used the professional script formatting to create this short script.

## 10. Naviance



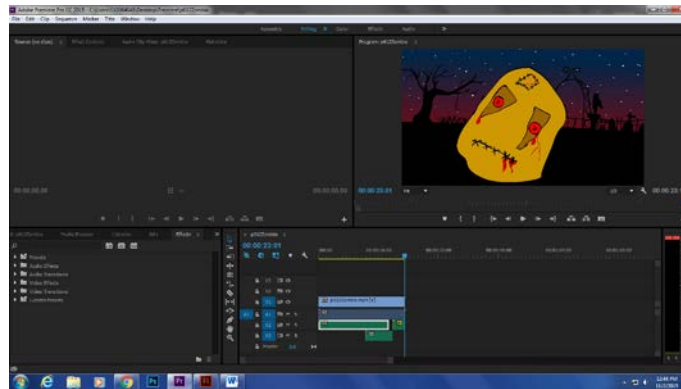
I used Naviance to select and document my classes for the rest of the time I am at Akins.

## 11. Storyboard



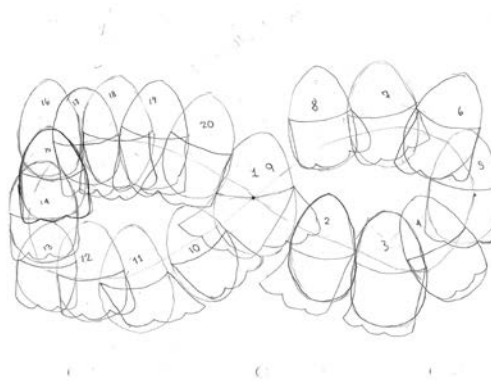
I opened a story board templet and drew my characters in action from the script in Photoshop.

## 12. Zombie



I used flash and sound effect mp3 files to create this short story.

### 13. Egg Skirt Animation




<https://youtu.be/eo1V26-GKzg>

I learned how to show the weight of cloth in this short animation. I hand drew and edited in Premiere.

### 14. Backgrounds and Characters



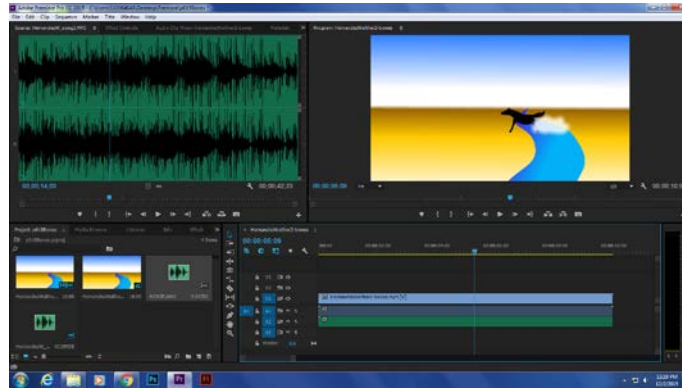
I used Flash to create this environment for my Children's book.



I used Flash to create these characters for my Children's book.



## 15. Bone Tool



<https://youtu.be/E4eGjMo0S1A>

I used Flash and the Bone Tool to create an armature or bones which allowed me to move the parts of my character for animating with key frames.


## 16. Children's Book Animation



<https://youtu.be/LJBeZXiU4YE>

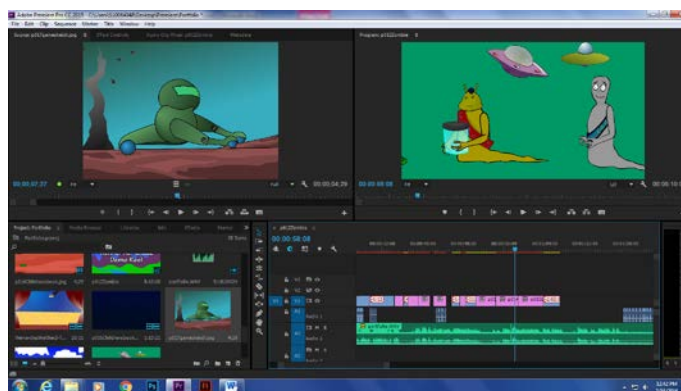
I created this animation with looped symbols, multiple scenes, and motion tween to create movement.

## 17. Game Sketch



I created this sketch first by hand drawing it on paper and then I scanned it. I used flash to trace the drawing and then painted it in.

## 18. Demo Reel



<https://youtu.be/blUEU0E7xZ8>

I created this Demo Reel in Premiere to showcase my projects that I have made in my animation class.

## 19. Independent Script

The Tree

By

Walther Hernandez

EXT: IN SPACE.

The Earth is rotating around the sun. (Camera zooms into Earth)

EXT: IN A LANDSCAPE WITH NO TREES, ONLY A RIVER.

Trees are growing as time passes by. Animals come to live in this new place. Birds are flying around. Some animals are drinking water.

People start to come and live in this place. They start to cut down the trees, except that they leave a small tree (a shrub). All the animals leave the place. The people begin to build their houses, creating machines and buildings. This action contaminates the environment: the river dries out; the sky gets cloudy and dark. They don't try to reverse the damage, so they just decide to leave the place. The small tree recovers and starts to populate the area with more trees (Landscape). The trees destroy the buildings as they grow. The animals return to the place again.

I used Word and professional formatting to create this script for my independent project.

## 20. Independent Storyboard



I used Flash to create this Storyboard for my animation project.

## 21. Independent Animation



<https://youtu.be/LG0k0Zbu5ls>

I used Flash to create this short independent animation using all my skills that I have learned so far.

## 22. Hand Drawn Double Take



<https://youtu.be/Ahe3i25VWbk>

I created this head turn animation with pencil and paper which was then scanned in the computer and edited with Premiere.

### **23. Independent Animation Characters**



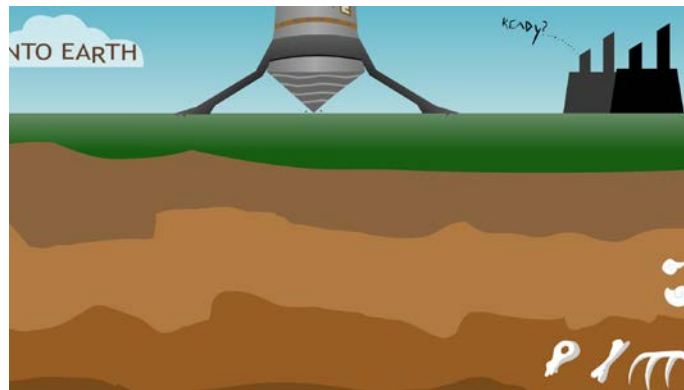
I used Flash and all my skills to create my character for my independent animation.

### **24. Independent Animation Backgrounds**



I created environments for my animation in Flash.

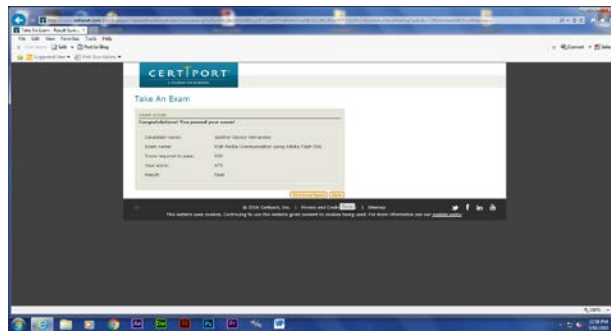
## 25. SLO TEST 2



<https://youtu.be/wnMagjw64is>

I followed written instructions to create this short animation.

## 26. Certiport Test



I took the certiport test for my Flash certification.

## 27. Online portfolio



<http://wghm19992.wix.com/myanimationsitewghm>

I used Wix to create an online version of my portfolio.