

Juan Hernandez

Portfolio


I am Juan Hernandez, a student at Akins High School. I Love to play video games in my spare time. I want to go to college and become big in the business industry and want to major in Business and my minor as a video game designer. I want to have my name in the big screen or in video games credits. I was born on October 29, 1999 on the wonderful city of Austin, TX. My goals are to become a wealthy man that can support my family for a long time.

1. Background Lesson one



I used Flash and the rectangle tool with two colors of blue to use gradient for the sky. I outlined the clouds and filled them up and had to create complete shapes to make my mountains, hills and water so I could fill them with color.

2. Characters lesson two



I did research to see what butterflies and eagles look like and made up my own version them. The butterfly and the eagle are animated symbols that repeat so they can look like they are flying across the stage.

3. Animation Lesson one



<https://youtu.be/4O1b8B3MtHw>

I used key frames, motion tweens, animated symbols and a team to create this short animation. Each scene had to be set up separately and animated on the time line.

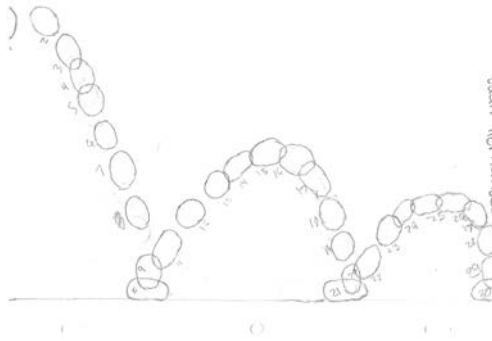
4. Magix Music Studio



I used Magix to create music for my animations by creating my own Instruments and by using the loops provided by the software.

<https://www.youtube.com/watch?v=NRtxBjoGbkw>

5. Hand Drawn Animation



I used pencil and paper to draw all the circles in a sequence using timing and spacing to make one animation.

<https://youtu.be/aJTII5oMWak>

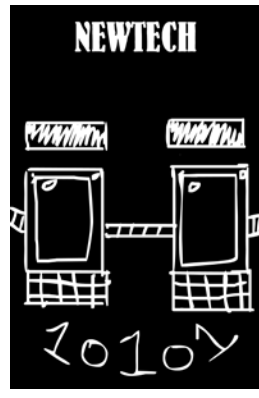
6. Animation Test



<https://youtu.be/Nz7FZotFK38>

What I did for this animation was I used the brush tool to draw my background. Then went on to the symbols to create my fish and the cave. I Used motion tweens to create the moving fish to dive into the cave.

7. T-Shirt Design



I Used Flash to create a t-shirt design, for a school contest and I used the brush tool to create these beautiful designs.

8. Hand Drawn Drum Animation Lesson Two

<https://youtu.be/Ea-2-hpLSXo>



I Used pencil and paper to draw this short animation about a hand hitting a drum back and forth, this was made to demonstrate a flipping motion

9. Script

By

Juan Hernandez

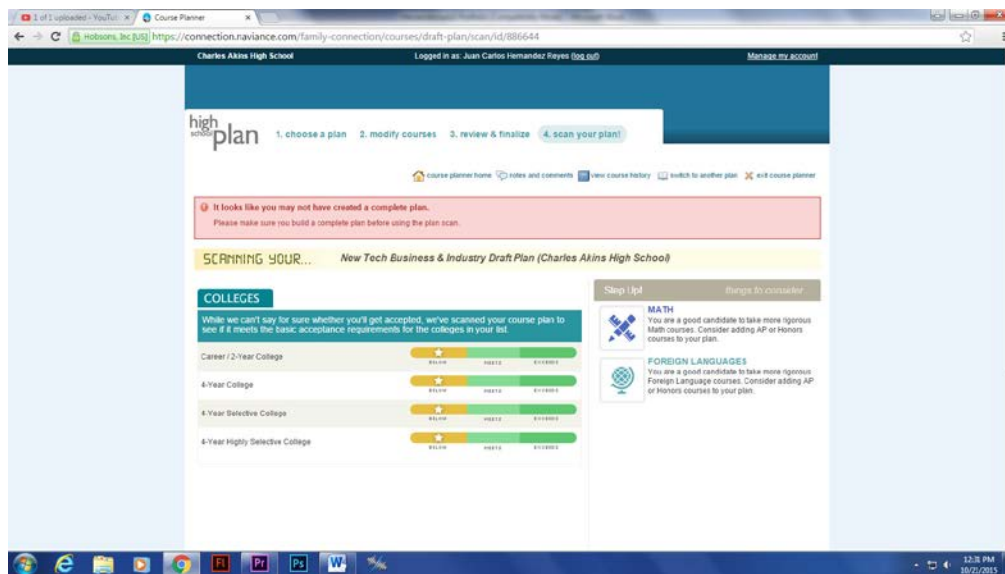
EXT: IN NEVADA A DUSTY WINDY DESSERT, ON AREA 51 A LARGE FACILITY.

INT: A robot is escaping from Area 51 running, for his life while special agents run after him. Still running for his life the world goes into a state of panic. Not seeing where he is going gets run over by a car and gets repaired by a engineer and lives happy with him.

I used the professional script formatting to make this script for my children' s book.

10. Naviance

I used Naviance to create my plan for my courses in the future that I will be taking.



11. Story Board

I used Photoshop to create a mini story for children. I used the brush tool to create my characters and for my back ground I used the paint bucket tool. It' s about a robot breaking out of area 51.




12. Zombie Animation

<https://youtu.be/rU6LPCkjDGQ>



I used Flash pro to make a short animation for Halloween. I used the brush tool to create my model for a zombie. I used the gradient tool to create a visual background of something dark and scary.

13. Egg Skirt Animation



This hand drawn animation is egg doing an infinity rotation. I used pencil and paper to sketch the egg then used premier to edit the whole animation


<https://youtu.be/LuKW0shv4bQ>

14. Children' s Animation book

Background

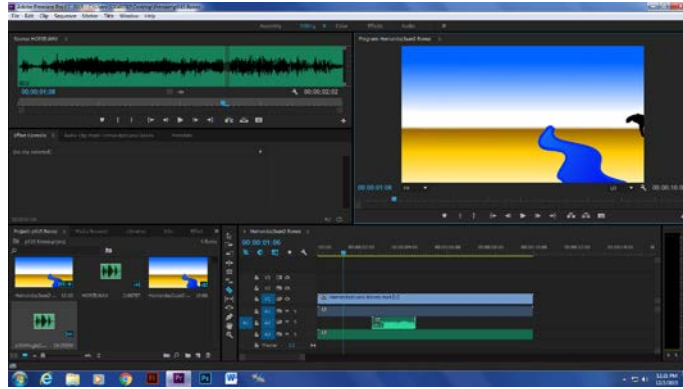


Characters



I used Flash to create a professional animation made for children. I used the paint brush tool to create my background and my characters. And used the paint bucket to fill in color.

15. Bones and Tools



I used flash to create a quick animation about a horse running across a dessert. I used the brush tool to create the horse then used the bone tool to animate his legs then I inserted music of my own to make it more entertaining.

<https://youtu.be/iXgdw6tA9As>

16. Children' s book animation



In Flash I used brush tool to design my characters in the children' s book. Made separated symbols to make them move, I inserted key frames so I can insert motion tweens so I can make the animation more interesting. This animation was meant for kids. About a robot escaping experimenting.

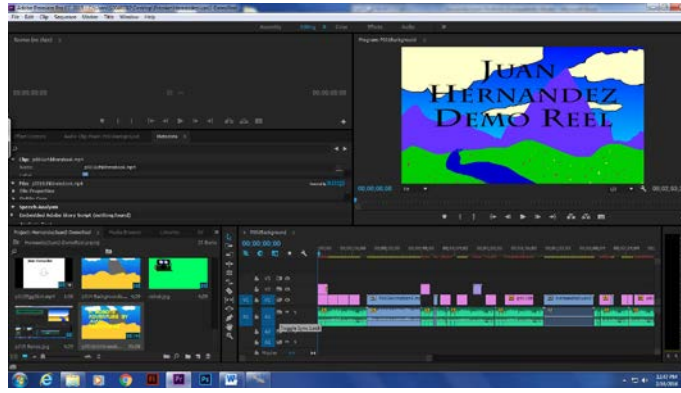
<https://www.youtube.com/watch?v=Dh70hfQdL6E>

17. Game Sketch character



I created this game character for a video game design contest,
to give the creator of the game a few ideas.

18. Demo Reel



I created a demo reel out of all my projects in the past year using the software Premier and Magix, I used Magix to record my audio to explain every project in detail and I used premier to edit it and make it perfect

<https://youtu.be/o8lnKGFbU4I>

19. Independent script

By Juan Hernandez

FADE IN EXT: IN A GALAXY CALLED WILEY WAY THERE IS A MAN CALLED DONJULIO WHO IS A GALACTIC PATROL MAN. HE GOES TO THE PLANET DC-8. A NEEDY PLANET IN WHICH IS TRAHSY, CRIME, DRY, AND POOR.

Int: Don Julio is slowly descending out of his space ship when another spaceship zooms right pass his spaceship. Knowing that the creature could possibly harm someone, Don Julio does his job and goes after him.

Ext: Don Julio is on pursuit of the spaceship, when he turns on his lights. The other spaceship starts to slow down, don Julio stops and exits his ship with his special suit. Don Julio knocks on the other spaceships window.

Don Julio

“License and proof of intergalactic insurance”.

Alien

“Here you go officer”.

Don Julio runs through the alien’s background and finds that the alien is clean;

Don Julio

“Alright sir it is you’re lucky day I’m leaving you off with a warning.

Alien

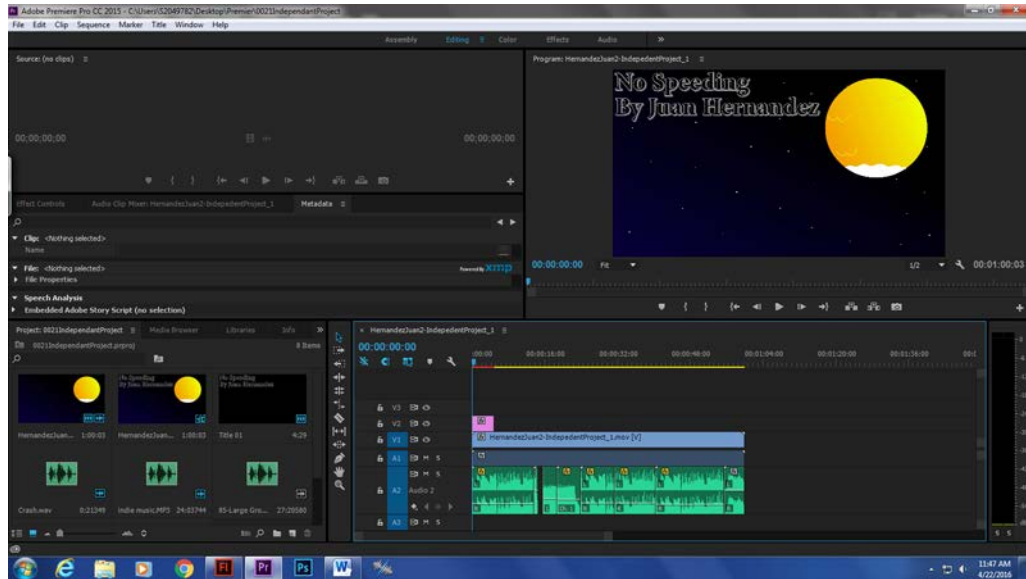
“ thank you officer”. (*Alien leaves at ease*).

20. Independent Story Board



I used Photoshop to create my story board, for my animation that I will be doing as my independent project. I used the brush tool to create my drawings and the shapes. I used the rectangle tool to create my solid black background. Then I put my words from my script and pasted them into my storyboard to perfect it.


21. Independent Animation



I used professional tools to make my independent animation. I used noise samples to make the story line more interesting. Then went on to import my music to give more of a happy vibe. It's about a robot patrol man stopping an alien for speeding.

<https://youtu.be/795hfn7MmhA>


22. Hand Drawn Double Take



I used a pencil and paper to draw an imaginary face. Then went on to premier to make an image sequence. This project is to show a person turning his head 180 degrees to the left.

<https://youtu.be/vsSuUkLb5MI>

23. Independent Animation Characters



I used the flash program to create my main characters of my independent project. I used the paint brush tool to create the outlines of my characters. Then I used my the paint bucket tool to fill in color.

24. Independent Back Ground



I created my environment in space using the program flash, the square tool, paint bucket tool, and the brush tool, basic tools.

25. SLO Test



I used the professional program called flash. I used the rectangle tool to create my background and used a gradient color. I used the paint brush tool to create my characters. Used motion tweens to move my characters. This is my animation for my slo test.

<https://www.youtube.com/watch?v=S-YvNgbhrj8>

26.Certiport Test



I took a certified test, to test my flash skills and so I can get certified in flash player this will help me in the future to find jobs.

27. Online Portfolio



I made a collage of my portfolio and put it online so the world can see my work.

<http://juanhernandez453s.wix.com/juanhernandez2>