


Rodrigo Martinez

## Portfolio

My name is Rodrigo Martinez, I want to major in animation and I love web design. My biggest passions in life are Video games, E-sports, Music and fitness. I want to have a career involving e-sports. If it's being a professional player, behind the scenes, production, or anything of the sort that is my goal out of high school. Music is a passion I've had since a young child.

### 1. Maya Modeling



I had to use polygon tools to make this temple and to edit the textures

### 2. Maya Environment



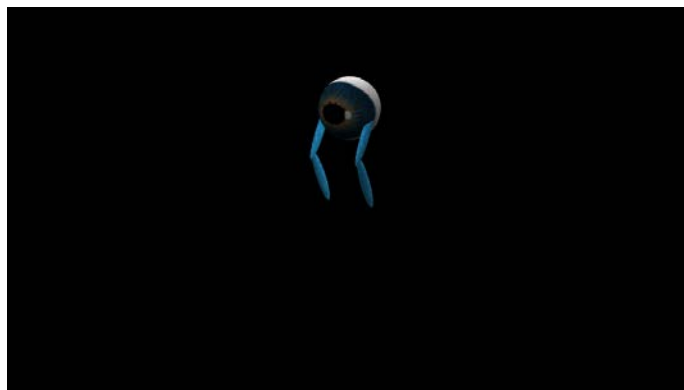
I had to use the vertex edit mode to edit the textures and make the island centered for this picture.

### 3. Maya Composition



I composed my image by locating my temple with my island and look good with my sky.

### 4. Maya Character



I created this character and rigged it with an eyes texture and leg textures to make my monster.

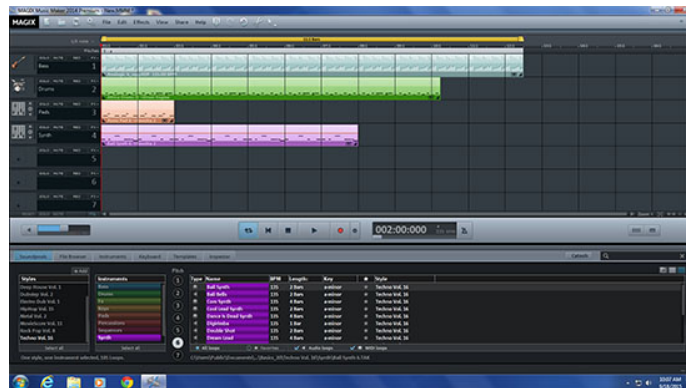
## 5. Maya Animation



<https://youtu.be/-YaQLANiKo4>

I used Maya 's animation menu to add movement on the time line and rendered with Premier Pro.


## 6. Magix Music Maker



<https://youtu.be/p5h2F83b1sw>

I used Magix to start making music for my Animations and other projects. Using different sounds while using my own with the Piano to make my sounds unique and perfect for my Animations.

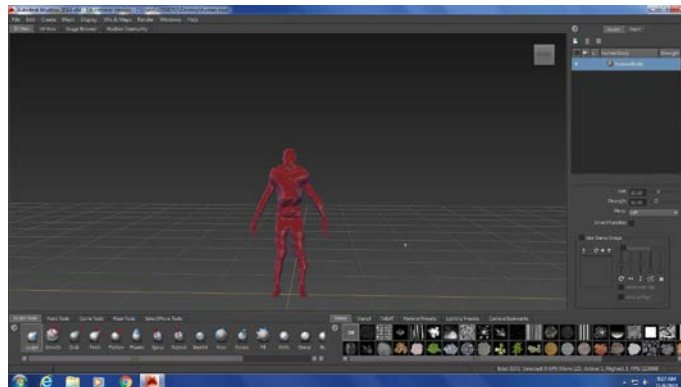
## 7. Island Animation



<https://www.youtube.com/watch?v=X8T3NTdSTWk&feature=youtu.be>

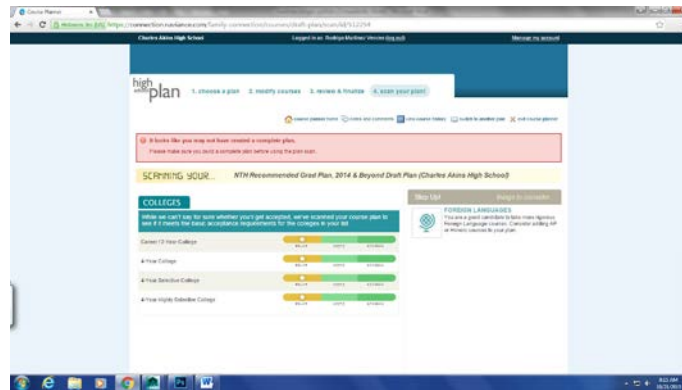
I created this Animation using the Tools in Maya by moving my character so that it could walk. I used key frames so that the pole in my temple could fall off and my character could walk freely in my island that I created.

## 8. Mudbox



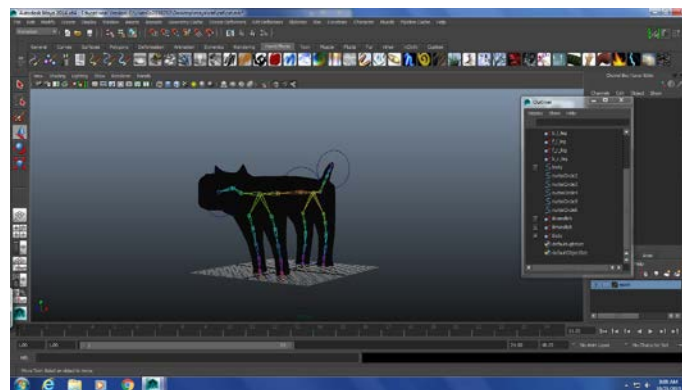
I used Mudbox to sculpt my character and color the outline here with the skills ive learned so far.

## 9. Naviance



I used Naviance to create a and find my credits to see what my plan is for my high school career.

## 10. Cat Modeling and Rigging



I used polygon primitives to create my rig to make my cat model in Maya.

## 11. Cat Still Walk



I created this four legged cat to demonstrate natural movement for my cat.


## 12. Cat Walk Video



<https://youtu.be/I6aIGtacAMk>

I created this video on premier pro then exported it on to youtube.

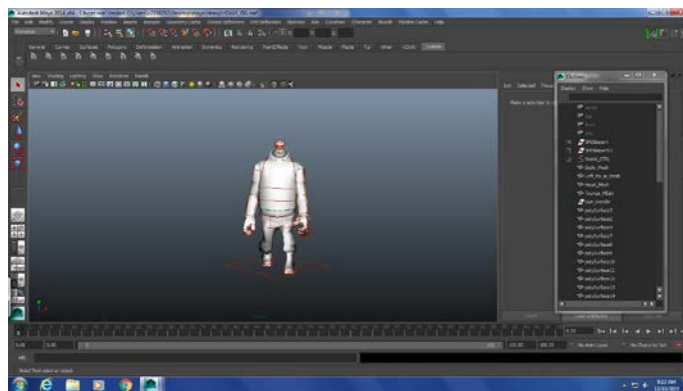
### 13. Cat Story



<https://youtu.be/Npn2pi7bqi4>

I used the rigging and the controls after I smooth bound the modeled cat mesh to control this character in an environment I created. I had to create an all button to select everything that moved every time I moved an object for the 2000 frames.

### 14. Heavy Walk Animation



<https://youtu.be/OoUoNylttMM>

Dance I copied - <https://www.youtube.com/watch?v=6UV3kRV46Zs>

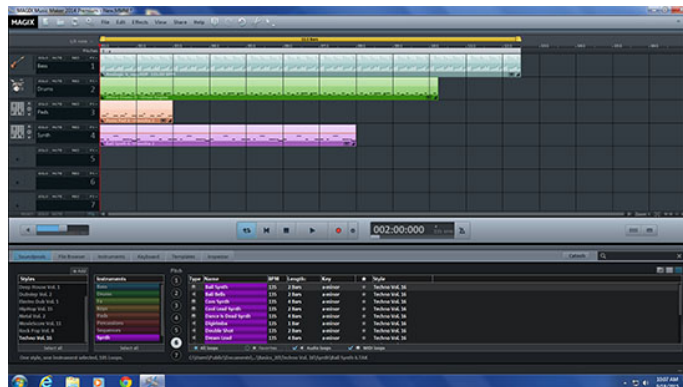
I used a Team Fortress 2 Character that was already rigged to learn how to make him walk naturally. I also learned how to use graph editor.

## 15. Game Sketch



I made this Game Sketch for one of my mentors that needed a sketch for his Video Game he was making.

## 16. Heavy Song Animation



<https://youtu.be/Vy8V-pmS2LU>

I used this music made in magix to make a background sound for my heavy animation.



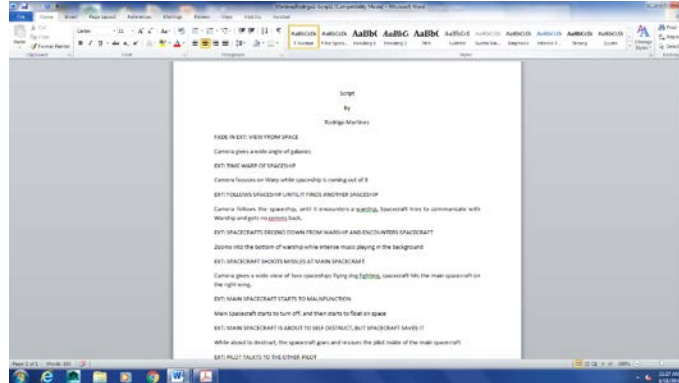
## 17. Demo Reel



<https://youtu.be/s5yKHyky47k>

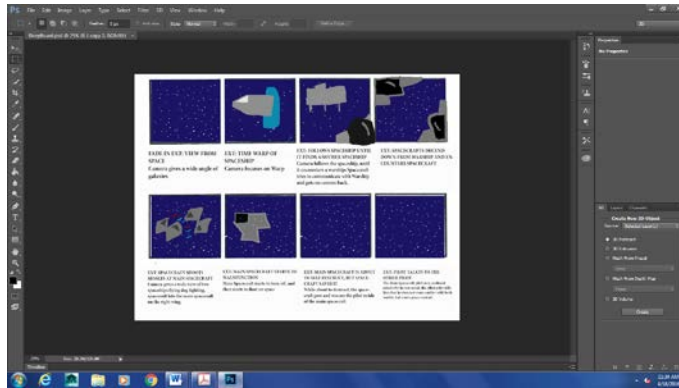
This is my Demo Reel for a Portfolio that I will show in the future to College professors.

## 18. Independent Animation Script



I used word to create my own script for my independent project for this class

## 19. Independent Animation Storyboard



I used the program PS to create my own storyboard for my independent project

## 20. Indie Character



I used this spacecraft to make use of my independent project

## 21. Indie Background



My background I used for my independent animation

## 22. Independent Animation



This is my animation starting point for my independent animation, it's my opening scene.

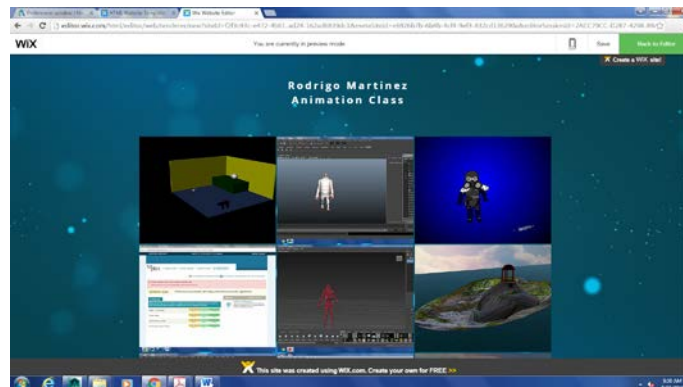
## 23. Green Screen



<https://youtu.be/yNiCpLqGCd4>

I used my classroom green screen to show myself in my own animation.

## 24. Web Portfolio



<http://martinezrodrigo713.wix.com/mysite>

I used this site to create an online portfolio for my work