

# Jorge Luna

## Portfolio


I am Jorge Luna and I am a student in Akins High school and I am currently a junior. I am 17 years old and my goal is to be a video game designer or an animator but my ultimate dream is to travel the world.

### 1. Maya Modeling




I used Maya and polygon Primitives to create this temple.

### 2. Maya environment



I had to use the vertex edit mode to edit the vertex in this island.

### **3.Maya composition**




I composed my image by locating all the objects in an appealing way for my first animation.

### **4.Maya characters**



I created this character by using textures and UV texture editing and wrapping the skin into the skeleton of my character.

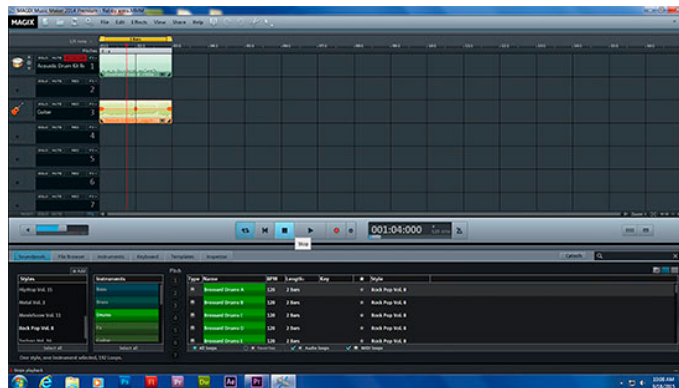
## 5. Maya Animated Character



<https://youtu.be/j3QKIJ-NO5A>

I used Mayas animation menu to add movement on the timeline and rendered the video with Premiere. I used the S key to add key frames after I set up the character using the Maya code box to create this button.

## 6. Magix Music Studio



<https://youtu.be/F0vWbNleW4U>

I used Magix to start making music for my animations and other projects. I learned how to use the OGG loops and the editable TAK files. The TAK files are more professional because I make them myself.

## 7.Animation In Environment



I used Maya premiere and sound clips to create this short animation. I created the environment, the temple, and the rigged character had to have rig controls which were constrained so they wouldn't move around when I moved other parts of the character. I added humor to may short animation by having him break out of the temple and fly away in a bizarre kind of way.

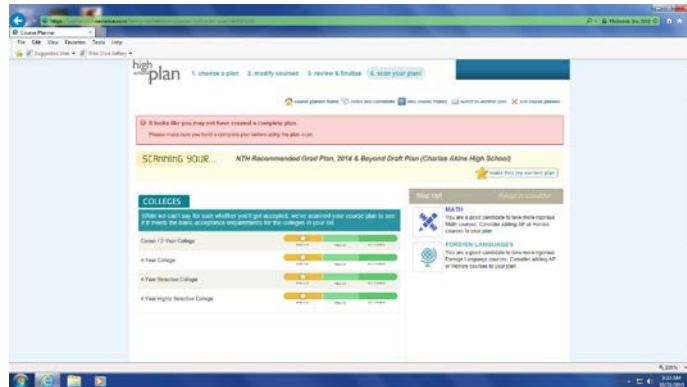
[https://youtu.be/ra8wrSEo9\\_4](https://youtu.be/ra8wrSEo9_4)

## 8.Mud box Human



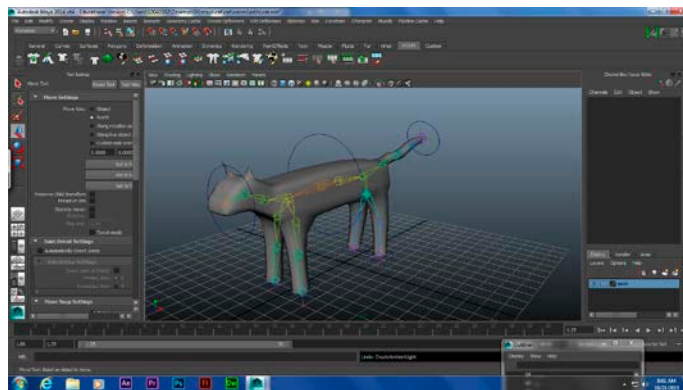
I used mudbox to edit a human figure.

## 9.Naviance



I chose my classes for next year and recorded the classes im taking now on Naviance.

## 10.Cat modeling and rigging in Maya



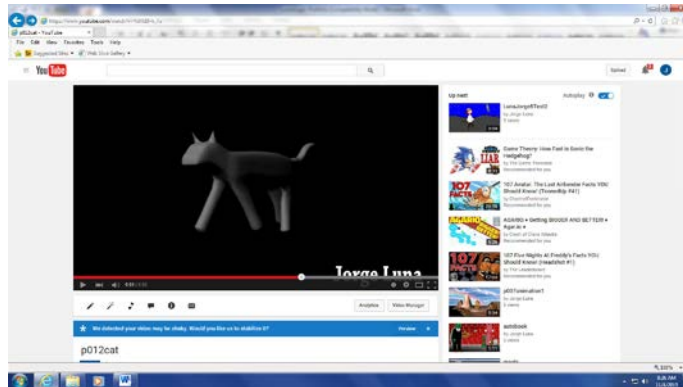
I used Maya to create this cat by smooth binding.

## 11.Cat Still Walk



I made a gif to show a four legged creature walking.

## 12. CatWalk Video



[https://www.youtube.com/watch?v=YdXld3-h\\_7o](https://www.youtube.com/watch?v=YdXld3-h_7o)

I exported this short video with audio and posted it on youtube.

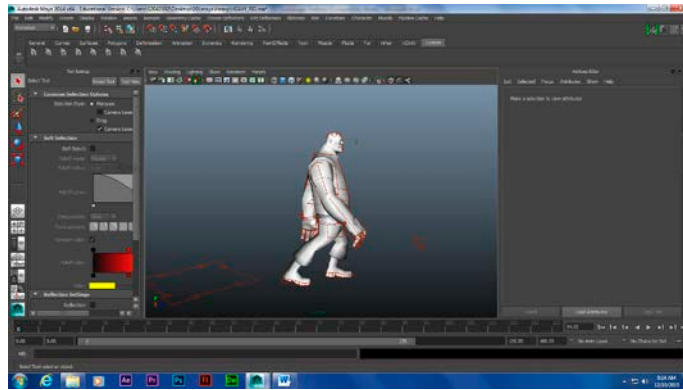
## 13. Cat Story



I put my cat in an environment that I created to make an animation.

[https://youtu.be/hj3SIsk8m\\_U](https://youtu.be/hj3SIsk8m_U)

## 14. Heavy walk Animation



This is the dance I copied.

<https://youtu.be/b5JIHMxkh4>

<https://www.youtube.com/watch?v=ALiAl-o8qGA>

This is my animation of the dance.

I used a popular videogame character I got off the internet which was already rigged.

## 15. Video game character



I created this videogame character.

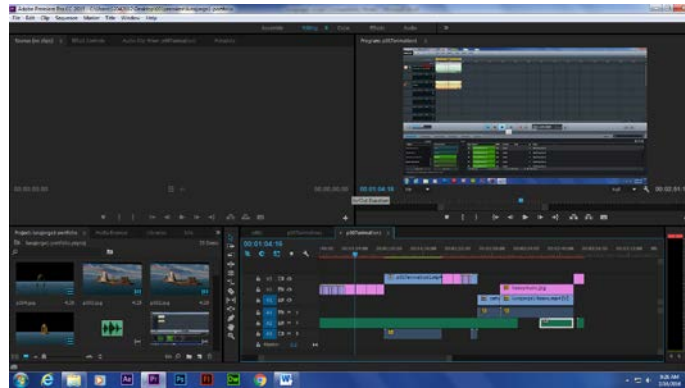
## 16. Heavy song



I created this song for my heavy animation using magix.



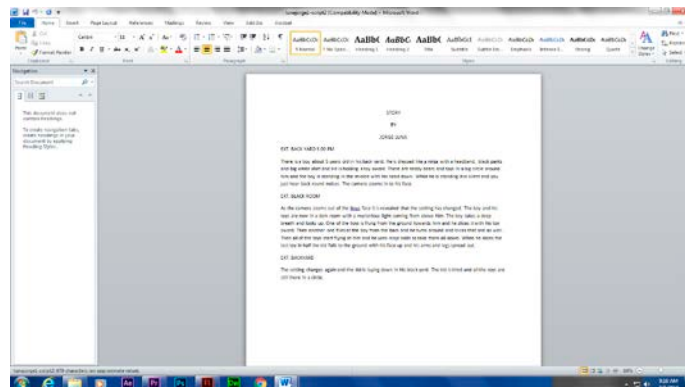
## 17. Demo Reel



<https://youtu.be/4GixHVftP9E>

I created this Demo Reel using all the projects ive done.

## 18. Independent animation script




I used word to write my script for my independent animation.

## 19. independent animation storyboard



I used Photoshop to create my storyboard for my independent animation.

## 20. Indie Character




I used Maya to create this character for my independent animation

## 21. Indie back round



I used Maya to create the background and its little character for my independent animation.

## 22. Independent Animation



<https://youtu.be/FeeAuZ8vyTQ>

I used premier and Maya to create this animation short. I uploaded this animation to YouTube from premier.

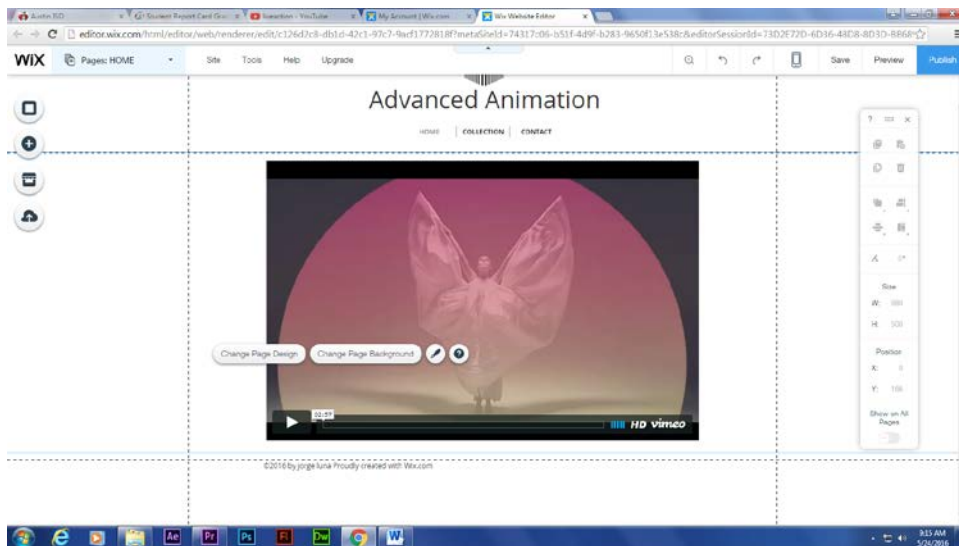
## 23. independent Project



<https://www.youtube.com/watch?v=PbuzMkZFmLE>

I made this short video using a green screen.

## 24. Web portfolio



<http://lunajorge52.wix.com/mysite>

This is my Wix online portfolio.